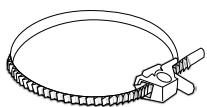
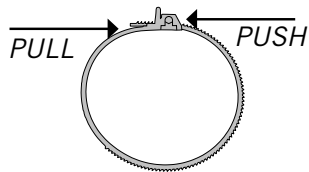


Clamps • Attaches • Abrazaderas



Zip Torq™ Clamp
Zip Torq™ Attaches
Zip Torq™ Abrazadera

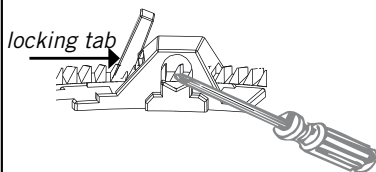


Push flat end of clamp into locking assembly. Pull flat end of clamp until sufficiently tight.



To tighten

Insert #2 Phillips screwdriver firmly into locking assembly. Turn clockwise to tighten.



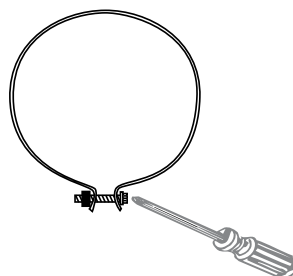
To loosen

Push locking tab toward locking assembly. Insert #2 phillips screwdriver firmly into locking assembly. Turn counterclockwise to loosen.

US Patent 9,377,141 B2



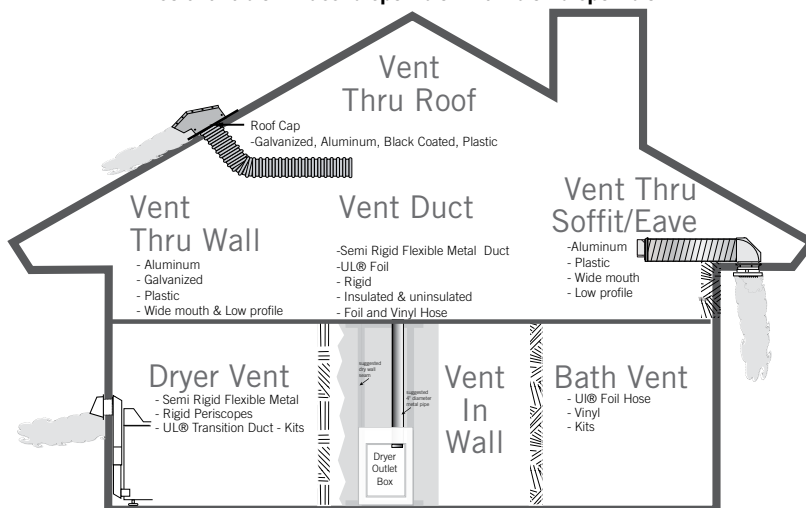
Steel Screw Clamp
Steel Screw Attaches
Steel Screw Abrazadera



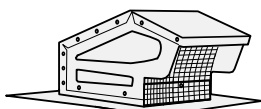
To tighten or loosen

Insert #2 Phillips screwdriver firmly hex-head screw and twist.

Also available • Aussi disponible • También disponible



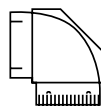
Roof Caps



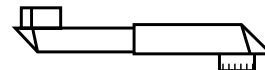
Semi Rigid Flexible Metal Duct



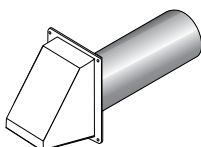
Close Elbow®



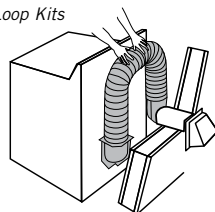
Periscope Dryer Vent Kits



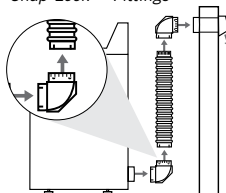
Wall Vents




Loop Kits



Snap-Lock™ Fittings



Hose



BuildersBest.com
Built by Builder's Best, Inc.
Jacksonville, TX 75766
888-368-7233



Made in the U.S.A.
Fabriquee aux États-unis
Hecho en EE.UU.

Lit.No. 905-012145 V2 one up 3/11/19