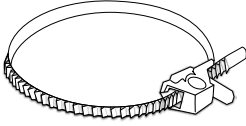
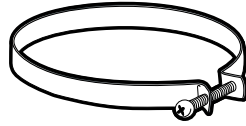


Clamps  
Attaches  
Abrazaderas

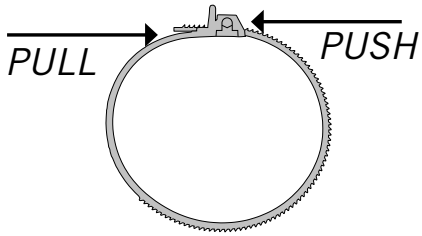
## Clamps • Attaches • Abrazaderas



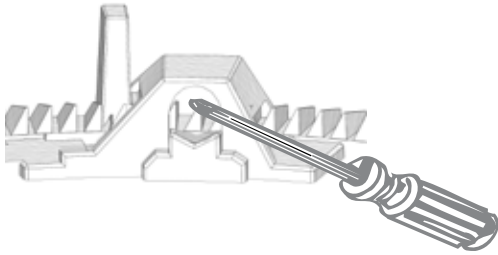
Zip Torq™ Clamp  
Zip Torq™ Attaches  
Zip Torq™ Abrazadera



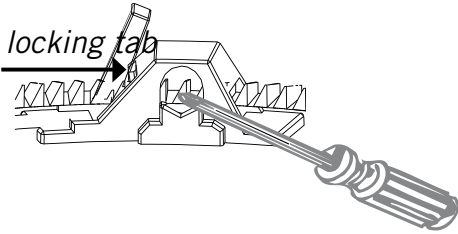
Zip Torq™ Clamp  
Zip Torq™ Attaches  
Zip Torq™ Abrazadera



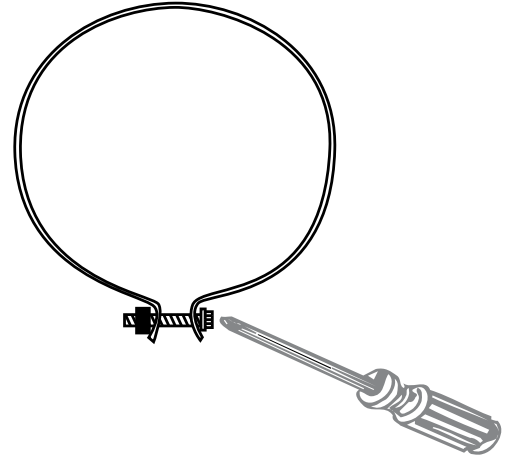
Push flat end of clamp into locking assembly. Pull flat end of clamp until sufficiently tight.



**To tighten**  
Insert #2 Phillips screwdriver firmly into locking assembly. Turn clockwise to tighten.

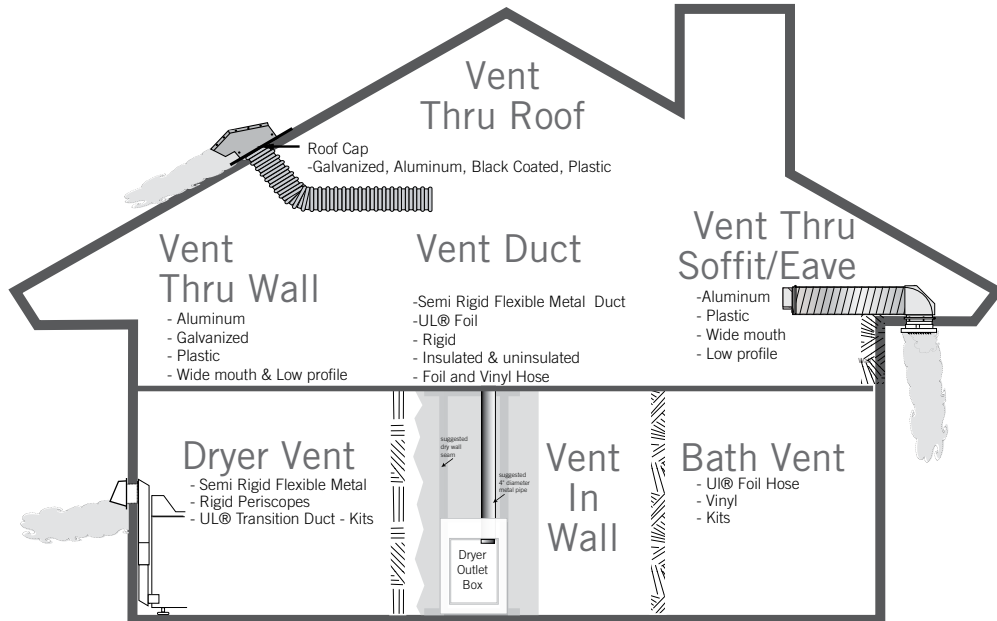


**To loosen**  
Push locking tab toward locking assembly. Insert #2 Phillips screwdriver firmly into locking assembly. Turn counterclockwise to loosen.

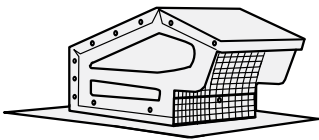


**To tighten or loosen**  
Insert #2 Phillips screwdriver firmly hex-head screw and twist.

Also available • Aussi disponible • También disponible



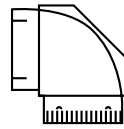
Roof Caps



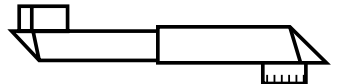
Semi Rigid Flexible Metal Duct



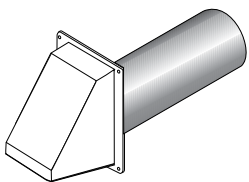
Close Elbow®



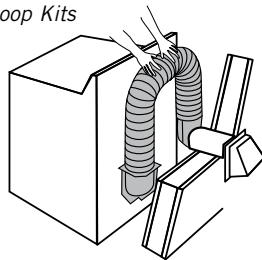
Periscope Dryer Vent Kits



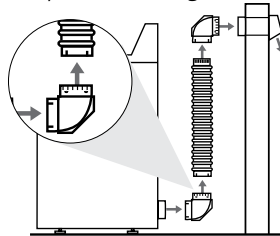
Wall Vents



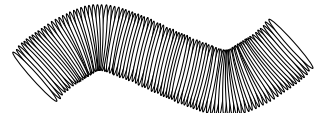
Loop Kits



Snap-Lock™ Fittings



Hose



**BuildersBest.com**  
Built by Builder's Best, Inc.  
Jacksonville, TX 75766  
888-368-7233



Made in the U.S.A.  
Fabriquee aux États-unis  
Hecho en EE.UU.  
Lit.No. 905-012145 one up 8/21/18