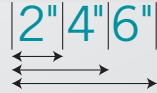




Look Before you Choose

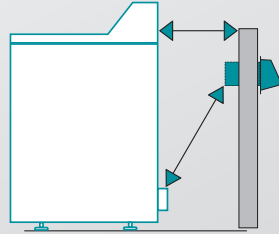
1 Measure Clearance

Measure from the back of the dryer to the wall.



2 Measure Distance

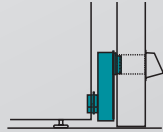
Measure from the dryer outlet to the wall outlet. This is the length of run.



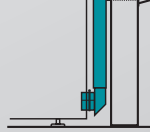
3 Match solution

2" Periscopes

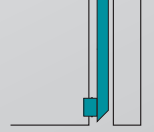
0-18"



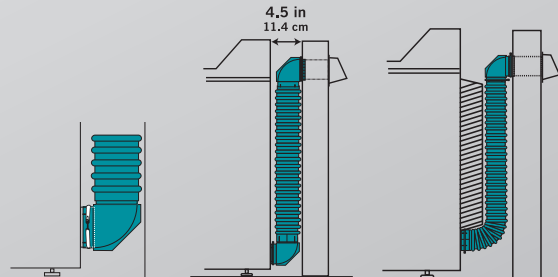
18-29"



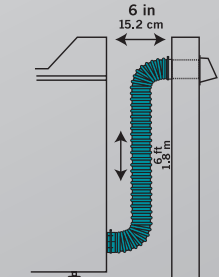
29-50"



4" Close Elbow® & Pipe



6" Pipe



Builder's Best, Inc.
201 Broiles Drive • Jacksonville TX 75766
1-8-U VENT SAFE • buildersbest.com
©2014 tearsheetlookbeforeyouchooseV2

